



INDIRA GANDHI DELHI TECHNICAL UNIVERSITY FOR WOMEN
(Established by Govt. of Delhi vide Act 09 of 2012)
Kashmere Gate, Delhi-110006

ACADEMIC BRANCH

F.No. IGDTUW/Acad./Notice/2022/ 07

7th April, 2022

NOTICE FOR EVEN SEMESTER REGISTRATION

All the students of B.Arch./BBA (2021- Batch) program are required to do online Subject Semester Registration for Even Semester (2nd semester) on IGDTUW's ERP-portal from **8th April, 2022 to 15th April, 2022** on <https://igdtuw.in/IGDTUW>

User manual for Subject Semester Registration is given below for assistance.

In case of any technical problem the students can send an e-mail to noreply.igdtuw@gmail.com with cc to academics@igdtuw.ac.in with subject: Enroll.No. _____ Name _____ Deptt. _____.


AR (Academics)

Copy for kind information to:-

1. PS to Hon'ble Vice-Chancellor, IGDTUW
2. PS to Pro Vice-Chancellor, IGDTUW
3. PA to Registrar, IGDTUW
4. Dean (Academic Affairs), IGDTUW
5. HoD (A&P)/ HoD (MGMG), IGDTUW
6. System Analyst/ In-charge web server request to upload on university website.
7. Guard file


AR (Academics)



Indra Gandhi Delhi Technical University for Women

User Manual for Students.

Student Profile Update, Semester Registration,



Submitted By

CampusEAI

It feels great to be the wind beneath the wings of one of the top ranking Emerging Engineering Institutes of Technology in India. [Read More](#)

Multiple job offers have been made to B.Tech, MCA and M.Tech students of IGDTUW passing out every year. Many prestigious companies have visited the campus till date like Microsoft, SNAPDEAL, General Motors, AMAZON, Mckinsey, Cisco, SAP Labs, Honeywell, Ericsson, Maruti Suzuki, Mahindra and Mahindra, Fluor Daniel, Sabre Holdings etc. for placements and internships. [Read More...](#)

IGDTUW has secured 2nd rank in the award ceremony of ARIIA Rankings 2020

IGDTUW has ranked 21st and 77th in WURI Rankings 2020

IGDTUW has been conferred the award of E LEAD INSTITUTE for E learning Excellence for Academic Digitization by QS I QUAGE

IGDTUW received Mrs. Rahatun Nesa Ali Memorial ISTE National Award for Best Women

University Student Information System

Forthcoming/Recent Event @ IGDTUW

Link to Open Student Portal for Registration.

URL: <https://igdtuw.in/IGDTUW>

Step 1: On Login Screen:

Student has to enter the User Name: Student Enrolment no and Password.

Indira Gandhi Delhi Technical University for Women (IGDTUW)
Cloud Based University Student Information System
Kashmere Gate, Delhi - 110006
(An ISO 9001:2015 Certified University)

[New user register here](#)

User name

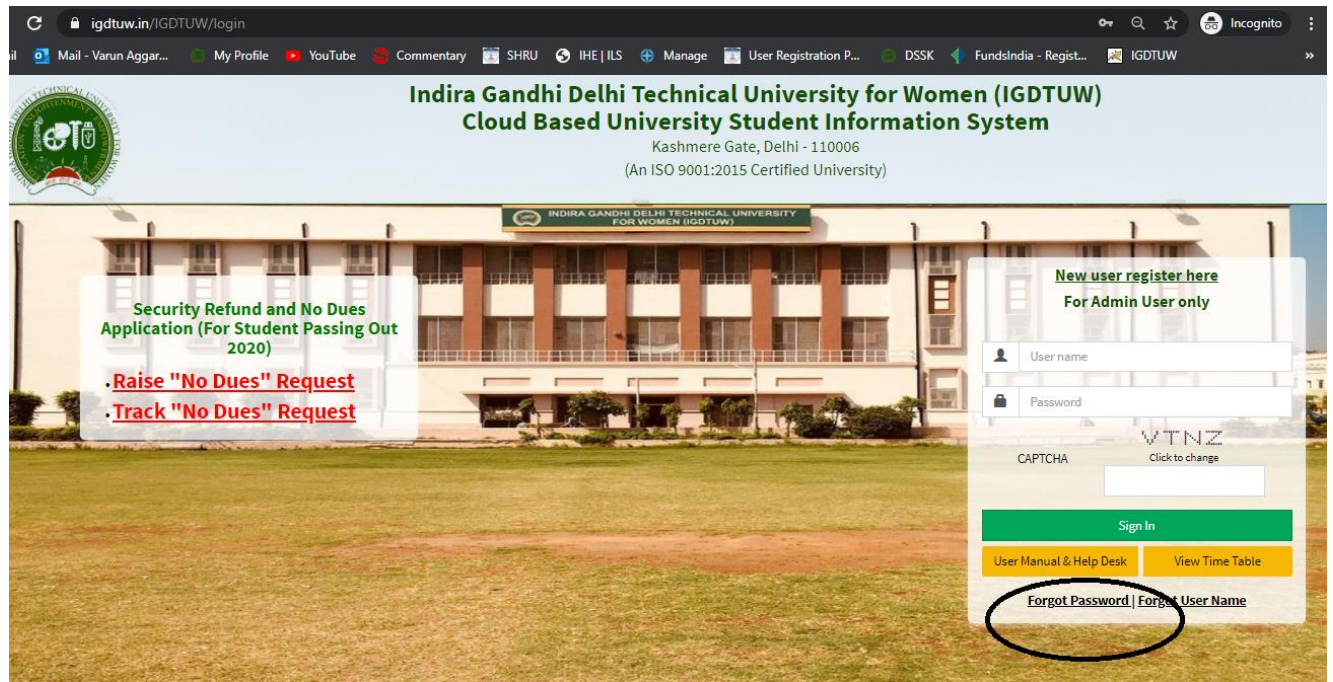
Password

CAPTCHA Click to change

Sign In

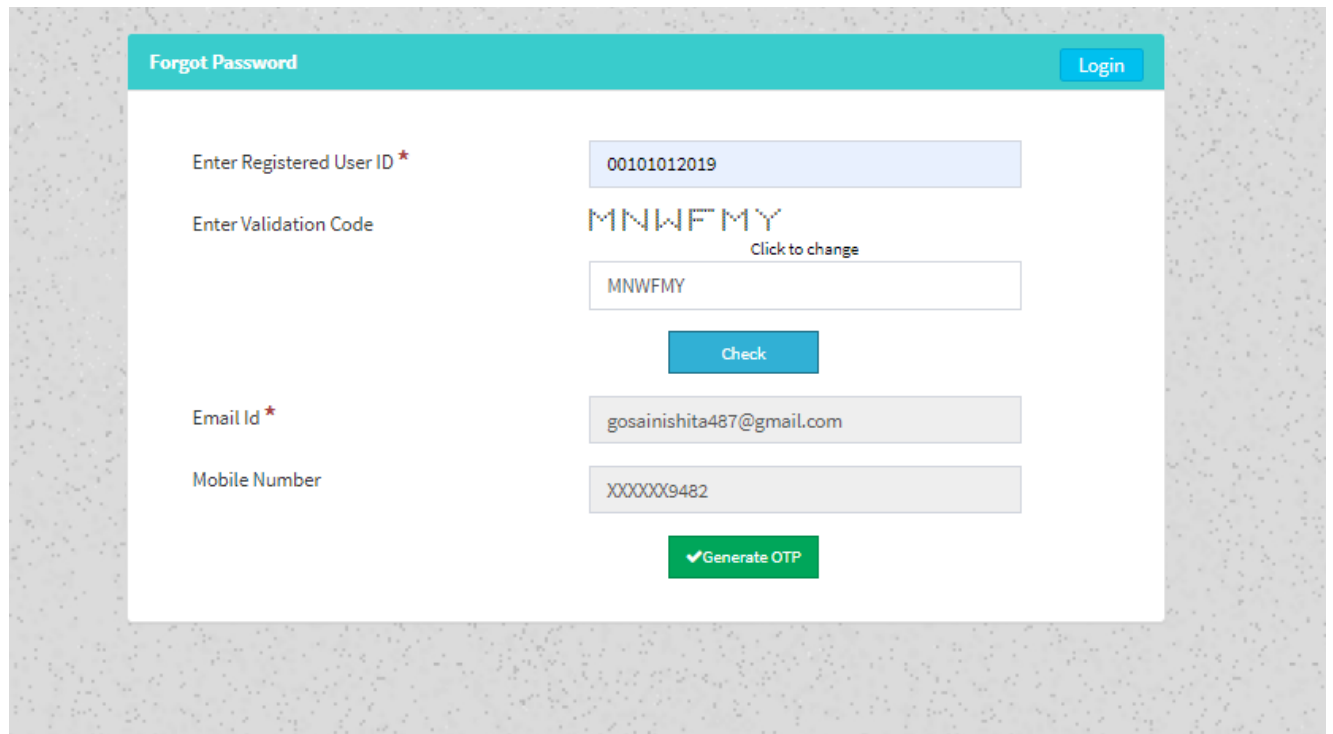
[Forgot Password](#) | [Forgot User Name](#)

Step 2: In Case Student Forgot Password: SO use this Process



The screenshot shows the login page of the Indira Gandhi Delhi Technical University for Women (IGDTUW) Cloud Based University Student Information System. The page features a navigation bar with the university's name and address. A central banner displays a building image. On the left, there is a notification box about a security refund and no dues application. On the right, a login form is visible with fields for 'User name' and 'Password', a CAPTCHA field, and a 'Sign In' button. Below the login form, there are links for 'User Manual & Help Desk', 'View Time Table', and 'Forgot Password | Forget User Name', with the latter link circled in black.

**Enter your Enrolment no and Validation code and click on check button.
It will show you the Email id and your Mobile no.**



The screenshot shows the 'Forgot Password' form. The form has a teal header with the title 'Forgot Password' and a 'Login' button. The form contains the following fields and buttons:

- Enter Registered User ID ***: Input field containing '00101012019'.
- Enter Validation Code**: Input field containing 'MNWFMY'. Below the input field is a 'Click to change' link.
- Check**: A teal button.
- Email Id ***: Input field containing 'gosainishita487@gmail.com'.
- Mobile Number**: Input field containing 'XXXXXX9482'.
- Generate OTP**: A green button with a checkmark icon.

If Email id/ Mobile no is not correct or it is showing Blank Field. Please Mail to academics@igdtuw.ac.in

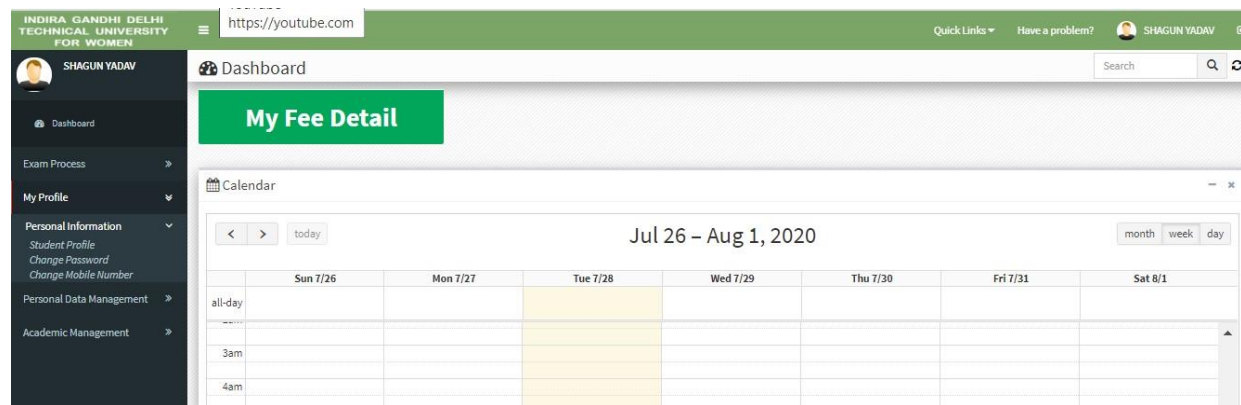
In Subject : Change of Email and Mobile No for Enrolment no. -00101012020.

HELP DESK

For any Non-Technical issue please contact: academics@igdtuw.ac.in

Step 3: In Student Profile:

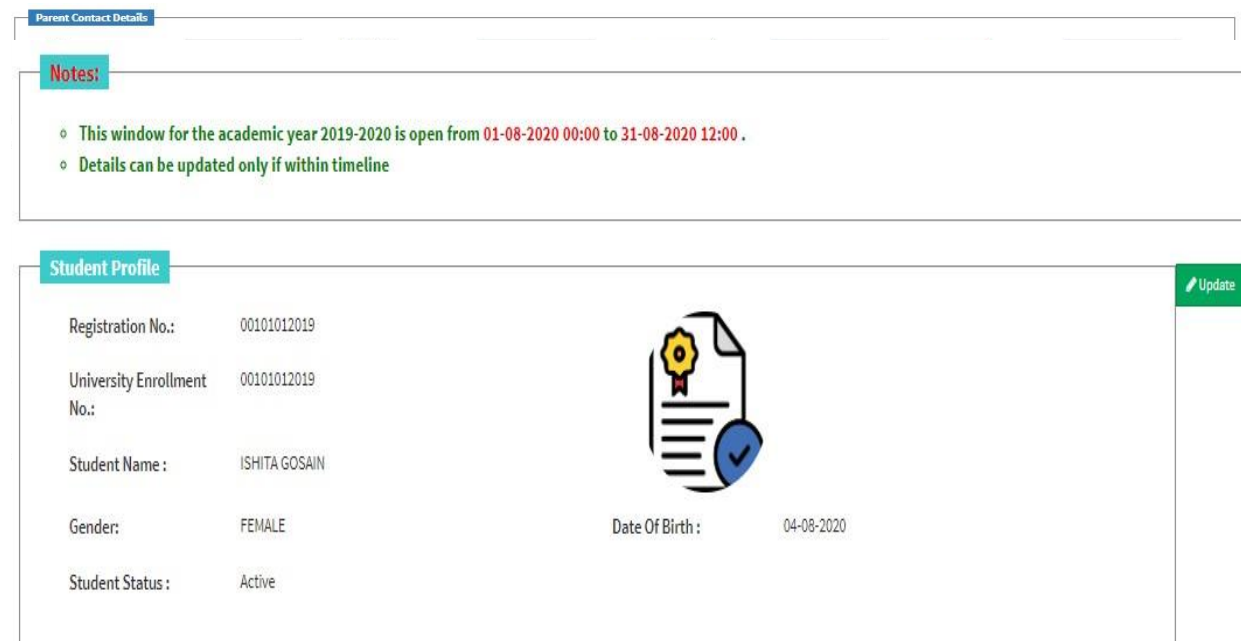
After changing the password, Student will be able to update her Profile, Password and Mobile Number.



The screenshot shows the student portal interface. The top navigation bar includes the university name 'INDIRA GANDHI DELHI TECHNICAL UNIVERSITY FOR WOMEN', a search bar, and user information for 'SHAGUN YADAV'. The main content area is titled 'My Fee Detail' and features a calendar for the period 'Jul 26 - Aug 1, 2020'. The calendar shows a yellow highlight for Tuesday, July 28th, from 3am to 4am. A sidebar on the left contains navigation options like 'Dashboard', 'Exam Process', 'My Profile', 'Personal Information', 'Personal Data Management', and 'Academic Management'.

Step 4: Profile Update: Student has to fill all the details in the Portal.

For updating the profile, press the Update button. Complete profile page will appear. Make the necessary updates on the profile. (* : fields are mandatory). After filling up the information, the Student have to click the SUBMIT button. This step updates the student's profile.



The screenshot displays two sections of the student profile page. The top section is 'Parent Contact Details', which is currently empty. Below it is a 'Notes' section with two bullet points: 'This window for the academic year 2019-2020 is open from 01-08-2020 00:00 to 31-08-2020 12:00 .' and 'Details can be updated only if within timeline'. The bottom section is 'Student Profile', which contains the following information: Registration No.: 00101012019, University Enrollment No.: 00101012019, Student Name: ISHITA GOSAIN, Gender: FEMALE, Date Of Birth: 04-08-2020, and Student Status: Active. An 'Update' button is visible in the top right corner of the profile section. A document icon with a checkmark is also present.



Personal Details

Upload Profile Pic	<input type="text" value="download.png"/> <input type="button" value="Browse..."/>		
Student Name	<input type="text" value="RIYA VERMA"/>	Enrollment No	<input type="text" value="07701022019"/>
Joining Date	<input type="text"/>	Date Of Birth	<input type="text" value="05-12-2000"/>
Gender	<input type="text" value="FEMALE"/>	Branch	<input type="text" value="ECE*"/>
Programme	<input type="text" value="BACHELOR OF TECHNOLOGY"/>	Student Current Status	<input type="text" value="Active"/>
Specialization (Applicable For PG Only)	<input type="text"/>	Branch	<input type="text" value="ECE*"/>
Batch	<input type="text" value="2019"/>	Student Current Status	<input type="text" value="Active"/>
Programme	<input type="text" value="BACHELOR OF TECHNOLOGY"/>	Religion	<input type="text" value="Hinduism"/>
Specialization (Applicable For PG Only)	<input type="text"/>	Sub Category	<input type="text" value="PwD"/>
Batch	<input type="text" value="2019"/>	Adhaar Number	<input type="text" value="123456789012"/>
Nationality	<input type="text" value="India"/>	Marital Status	<input type="text" value="Single"/>
Category	<input type="text" value="Other Backward Classes(OBC)"/>	Are You Receiving Any Scholarship/Fellowship/Award?	<input type="radio"/> No <input checked="" type="radio"/> Yes
Mother Tongue	<input type="text" value="Hindi"/>	Amount (If Applicable)	<input type="text" value="0.0"/>
Personal Identification Mark	<input type="text" value="mole on right hand"/>		
Region	<input type="text" value="Delhi"/>		
Name Of The Scholarship/Fellowship/Award	<input type="text"/>		

Permanent Address

Permanent Address * City *

Country * State *

Pin Code *

Upload Address Proof Uploaded File(s)

Correspondence Address

Correspondence Address * City *

Country State

Pin Code

Declaration

I hereby declare that I have reviewed all of the details furnished above and updated them, if required, so that they are true to the best of my knowledge and belief. I undertake to inform IGDТУW of any changes therein, immediately.

Step 5: Semester Registration:

After updating the profile, the student will be able to register herself by filing up the Student Semester Registration form.

Go to

Academic Management → Semester Registration → Student Semester Registration.

Here, the Student has to select the required subjects from the drop down list (such as DCC and AMC). After submission of subjects, total number of credits will be updated and the same can be observed in Applied Credits field.

Student Semester Registration Academic Management > Semester Registration > Student Semester Registration

You are accessing this page as role » Student

Enrollment No. : 00109152020 Programme : M.B.A.
 Academic Session : 2020-2021 Branch : MGMT*
 Applied Credits : 0

Show 10 entries Search:

S. No.	Subject Code/Subject Name	Category	Credits	Semester	Status
1	MMS 101 (Management Process and Organizational Behavior) LTP [4 - 0 - 0]	DCC	4.0	1	PENDING
2	MMS 103 (Financial Accounting and Cost Accounting) LTP [3 - 1 - 0]	DCC	4.0	1	PENDING
3	MMS 105 (Marketing Management) LTP [4 - 0 - 0]	DCC	4.0	1	PENDING
4	AMC 109 (Managerial Economics) LTP [4 - 0 - 0]	AMC	4.0	1	PENDING
5	MMS 107 (Decision Sciences) LTP [3 - 1 - 0]	DCC	4.0	1	PENDING
6	MMS 109 (Legal Aspects of Management) LTP [4 - 0 - 0]	DCC	4.0	1	PENDING
7	AMC 401 (Business Communication) LTP [4 - 0 - 0]	AMC	4.0	1	PENDING
8	AMC 403 (Data Analysis Lab) LTP [0 - 0 - 2]	AMC	2.0	1	PENDING

Showing 1 to 8 of 8 entries Previous 1 Next

In Case student fill the Wrong Optional Paper so there is a reset Option to Reset the Subject and Student can submit the same.

Show 10 entries

Search:

S. No.	Subject Code/Subject Name	Category	Credits	Semester	Status
1	BCS 304 (Compiler Design) LTP [4 - 0 - 0]	C2	4.0	6	SUBMITTED
2	BCS 306 (Network Programming) LTP [4 - 0 - 0]	C3	4.0	6	SUBMITTED
3	BCS 308 (Cloud Computing) LTP [4 - 0 - 0]	C4	4.0	6	SUBMITTED
4	BIT 310 (Artificial Intelligence) LTP [4 - 0 - 0]	C5	4.0	6	SUBMITTED
5	BA5 312 (Engineering Economics) LTP [3 - 0 - 0]	C6	3.0	6	SUBMITTED
6	BCS 354 (Compiler Design Lab) LTP [0 - 0 - 2]	C8	1.0	6	SUBMITTED
7	BCS 356 (Network Programming Lab) LTP [0 - 0 - 2]	C9	1.0	6	SUBMITTED
8	BCS 358 (Cloud Computing Lab) LTP [0 - 0 - 2]	C10	1.0	6	SUBMITTED
9	BIT 360 (Artificial Intelligence Lab) LTP [0 - 0 - 2]	C11	1.0	6	SUBMITTED
10	BCS 302 (Mobile Architecture & Programming) LTP [1 - 0 - 0]	C1	4.0	6	SUBMITTED

Showing 1 to 10 of 11 entries

Previous 1 2 Next

Reset